



S U N R I S E

*Included*

FEATURES



*The Catalina - Optional Elevation B*  
*\*please note photo shows optional features*



# Included FEATURES



## S U N R I S E

The following pages will introduce you to the included features in your Schell Brothers Home. Be sure to visit our online design studio to learn about the numerous selections available in your home ([www.style.schellbrothers.com](http://www.style.schellbrothers.com)).

---

Schellter™	
Advanced Building Science .....	2
Structural Framing.....	5
Exterior Finishes .....	6
Interior Finishes .....	8
Lighting.....	10
Electrical.....	12
Flooring .....	12
Hardware .....	14
Cabinets .....	14
Countertops.....	14
Plumbing Fixtures.....	16
Appliances .....	19
Heating & Air Conditioning (HVAC) .....	20
Insulation .....	21



Scan the QR code to view  
our Online Design Studio

*Please note: On-screen and printed colors may vary from actual materials. Photos shown may include some optional features or upgrades. All products are subject to manufacturer availability. Some selections, products, materials, colors, and finishes may not be available for every community and floorplan. All specifications are subject to change without notice. Some restrictions may apply. Please refer to our online design studio ([style.schellbrothers.com](http://style.schellbrothers.com)) for the most up to date selections available in your specific community. Please see your Community Sales Team or Design Consultant for details.*



# SCHELLTER™

## ADVANCED BUILDING SCIENCE

SMART TECHNOLOGY DEVELOPED BY SCHELL BROTHERS TO PROVIDE YOU WITH THE ULTIMATE HIGH PERFORMANCE HOME.

Schellter™ Advanced Building Science was developed as part of our continual commitment to provide our homeowners with an exceptional home worthy of the Schell Brothers name and reputation. Schellter is comprised of three components: Enerwize™, SanctuAIR™, 4Tress™, and HomeIQ™. Our goal was to use a scientific process to create a new type of home – a home that is extremely energy efficient (Enerwize), eliminates the health risks associated with poor indoor air quality (SanctuAIR), provides unparalleled durability, longevity, strength, and quality (4Tress) and offer the ease Smart living with everything at your fingertips (HomeIQ™).



### BREATHE EASY WITH SANCTUAIR™.

Sleep better knowing that your home is protected by SanctuAIR™, the ultimate in healthy air quality. The high SanctuAIR™ standards exceed the requirements of the Environmental Protection Agency's Indoor AirPLUS® program, placing our homes in the top 10% in the nation for air quality. That's right, the air quality in your home will be better than 90% of the homes in the country! We use low VOC (Volatile Organic Compound) building products and MERV-13 air filters. A MERV-13 Filter will remove almost all of the harmful particles in the air.



### RELAX IN A 4TRESS™ ENVIRONMENT THAT IS BUILT TO STAND THE TEST OF TIME.

A home built 4tress™ strong will last longer, require fewer repairs, and provide you with more time for the things you love. Advanced framing techniques that include 2 × 6 exterior walls\*, engineered flooring systems, waterproofing techniques, and a five check leak prevention system place your home among the most durable in the nation. All 4tress™ homes meet stringent requirements for strength, durability, moisture resistance, and sound attenuation.

\*Some garage exterior walls use 2x4.

## SAVE TIME, ENERGY AND MONEY WITH ENERWIZE™.

Enerwize™ sets a new standard for home energy efficiency by far surpassing the requirements and efficiency ratings of homes built to Energy Star specifications. While all Schell Brothers homes are also Energy Star certified, the addition of Enerwize™ features and technology yields homes that are approximately 50% more energy efficient than a typical Energy Star certified home. In addition, Enerwize™ homes are over 100% more energy efficient than the average existing home, which means an Enerwize™ home will have energy costs that are less than half those of an equivalently sized existing home. By buying an Enerwize™ home, you're not only saving money, you're helping our environment by reducing the carbon footprint of your home.

The EnerWize™ brand is synonymous with comfort, savings, and peace of mind. Features such as High Performance air conditioners, variable speed blowers, tankless water heaters, specially sealed ducts, and proprietary techniques combine to provide an average HERS (Home Energy Rating System) score of 49. That means you can expect a utility bill that will be about 51% less than a typical existing home.

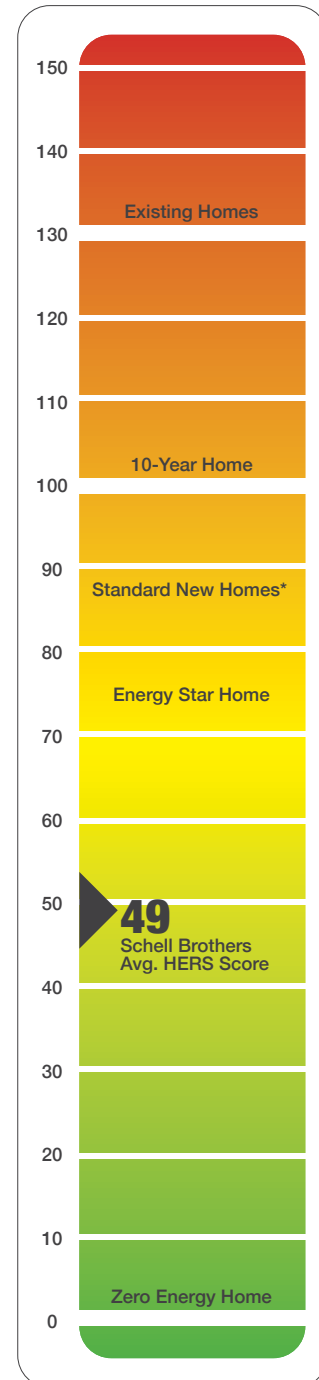


*A Blower Door Test is performed on every Schell Brothers Home to obtain your home's HERS score.*



**enerwize™**  
ENERGY OPTIMIZED

HERS SCALE  
The Home Energy Rating System (HERS)  
measures a home's energy efficiency.



**Schell Brothers averages 49 on the HERS Scale, making our homes some of the most energy efficient in the country.**

# STRUCTURAL FRAMING

## EXTERIOR WALLS

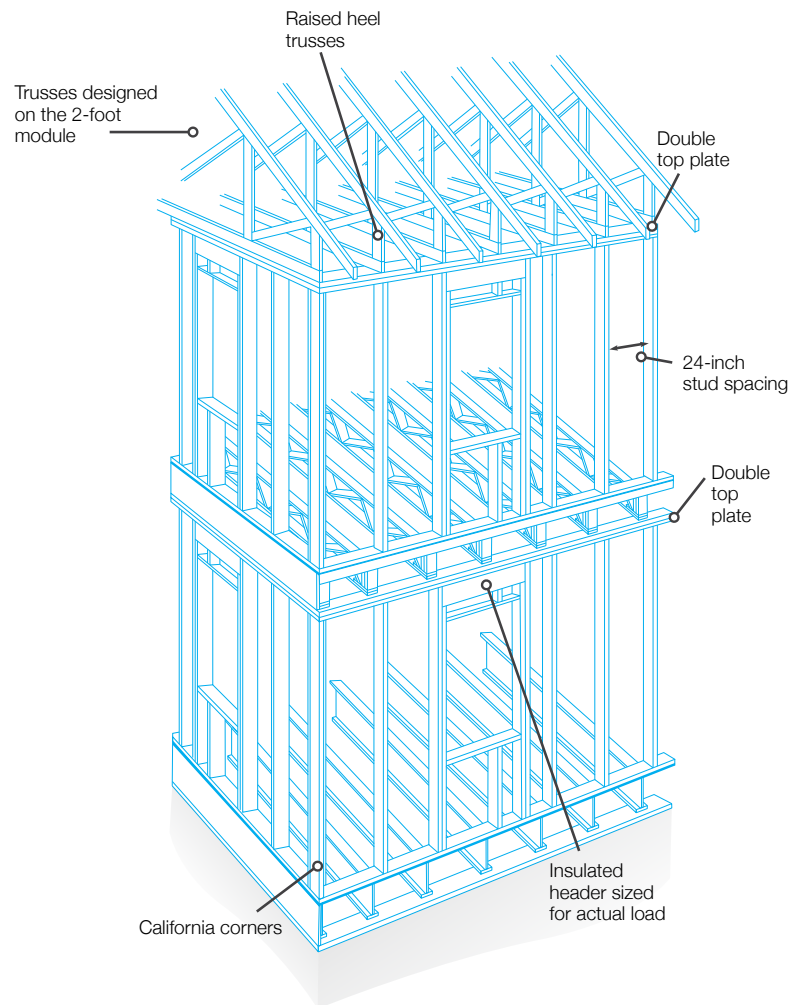
Exterior walls\* are constructed utilizing Advanced Framing Techniques that include: 2" x 6" walls with studs spaced 24" on center, right sized insulated headers and wall corners/intersections that allow for full cavity insulation.

## FLOOR SYSTEM

Constructed of engineered open-web floor trusses per plan. All sub-flooring has a 3/4" tongue and groove sub-floor.

## ROOF SYSTEM

Engineered roof trusses with energy heels provide adequate space for extra insulation.



# Included EXTERIOR FEATURES

SUNRISE



8" Fascia

Metal Roof Accent

Friezeboard

Asphalt Shingles

Windows with 5<sup>1/2</sup> Trim

Shake Accents

Fiber Cement Siding

The Anegada - Optional Elevation C  
\*please note photo shows optional features



# EXTERIOR FINISHES

## SIDING

James Hardie™ Fiber Cement lap siding is included on the exterior of your home. Board and batten and cedar shake impression accents are available per plan

## EXTERIOR TRIM

- 8" aluminum wrapped fascia with continuous vented vinyl soffit
- Composite corners, window trim, and accent trim included
- Vinyl shutters per floor plan
- Friezeboard per floor plan

## ROOFING

Tamko laminated asphalt shingles have a legacy of beauty and protection. They will not only protect your most valuable asset—they'll beautify your home for years to come with time-honored colors that create a traditional look and complement your exterior selections. Made with Tamko's own fiberglass mat, these shingles are backed by a 30-year limited warranty

## DRIVEWAY

Clamshell driveway

## FRONT PORCH

Fiberon or equivalent synthetic decking and white vinyl railing



GARAGE DOORS



ROOFING



## Garbage Enclosure

Garbage enclosure included

## Sliding Doors & Patio Doors

Andersen

## GARAGE DOORS

Garage door(s) manufactured by Overhead Door Company. Electric garage door opener with push button operation and remote control included

## FRONT DOOR


Masonite Full Lite 8' Exterior Front Door

## WINDOWS

Your new home includes DP50 Andersen 400 Performance dual-pane-double-hung windows that feature dual low-E coating with argon gas. Screens are included with each operable window

## MID AMERICA'S MASTER SHUTTER®

The color is molded through the shutter for years of durability and maintenance-free beauty. Colors available to match many exterior decor items. Available styles are raised panel shutter, open louver shutter, and board & batten shutter





*The Anegada*

*\*please note photo shows optional features*

# INTERIOR FINISHES

## INTERIOR DOOR

6-Panel Doors included. Main living areas include 8ft. doors

## DOOR HARDWARE: INTERIOR DOORS

Kwikset Balboa Series lever in satin nickel finish

## DOOR HARDWARE: FRONT DOOR

Kwikset Balboa Series lever and Belleview Handleset in satin nickel finish. 3 points lock on 8' doors.

## RUNNING TRIM

7-1/4" on main floor and 5-1/4" on secondary floors

3-1/4" WM445 casing on interior/exterior doors, windows and cased openings.

4-5/8" crown moulding in the foyer (plan specific) and primary suite

\*Trim details are per floor plan. Contact your Community Sales Manager to confirm your trim specifications.

## CLOSETS

White wire shelving in pantries and linen closets; full slide rods in coat closets and bedroom closets

## PAINT

2 coats of Sherwin Williams Low VOC Painters Edge Flat Paint (SW8917 Shell White or SW7005 Pure White) on all walls and ceilings, and semi-gloss latex enamel on trim and doors

## TRAY CEILING

Tray ceiling is included in primary suite and varies per floor plan





# LIGHTING

## KITCHEN, HALLWAYS, & GREAT ROOM

Recessed Lighting with LED bulbs

## POWDER ROOM

Sea Gull Holman in brushed nickel 2 light

## PRIMARY BATH & SECONDARY BATHS

Sea Gull Holman in brushed nickel 2 light

## OUTDOOR LIGHT

Per community standard

## LIGHT BULBS

LED bulbs are included



HOLMAN COLLECTION



CEILING FLUSH MOUNT  
COLLECTION



HOLMAN COLLECTION 3-LIGHT

# ELECTRICAL

## GREAT ROOM

A ceiling fan and light rough-in with separate wall switches and one floor outlet

## CEILING FANS

Rough-ins are included in great room, flex room, study, and all bedrooms

## SMOKE & CARBON MONOXIDE DETECTORS

Smoke detectors are included in all bedrooms and combination smoke/carbon monoxide detectors are located outside of sleeping areas

## DOORBELL

A doorbell is installed in every home, because we know your friends and family will be stopping by :)

## PRIMARY SUITE

Rough-in for ceiling fan and light with separate wall switches. (2) Switched wall outlets located on either side of bed (location is pre-determined based on room layout. See marketing plans for most common furniture configurations.) Top outlet of these two outlets will be switched

## TELEPHONE & CABLE

Structured wiring package with 2 telephone and 2 cable outlets; quantities are exchangeable (ex: 3 phone & 1 cable); You will determine the location during your Pre-Drywall walk-through

## OUTLETS FOR YOUR DEVICES

The search for your charger is over. Your home comes equipped with a USB-C and USB-A combination outlet installed in the kitchen at either end of the Command Center and in the rear kitchen wall

# FLOORING

## ENGINEERED HARDWOOD

Engineered hardwood included in kitchen, great room, foyer, dining area, laundry room, mudroom, and powder room

## PLUSH CARPET

Shaw CRI Green Label Plus certified carpet in flex room and bedrooms (includes 6lb pad.)

## CERAMIC TILE

Ceramic 12 x 12 Tile included in all full baths





INCLUDED OPEN RAIL PER PLAN

ENGINEERED HARDWOOD FLOORS

*\* Railing shown is included per plan. Please note image shows optional features.*

# CABINETS

## GOURMET KITCHEN INCLUDED

Wellborn's Premier Series, Essex Maple, 1/2 overlay cabinets included.

Premier line features include: cushion close drawers/cabinets/ fully extending drawers, dovetail construction on drawers, and you are able to select from our full range of finishes offered.

For over 45 years, Wellborn Cabinet Inc. has been manufacturing kitchen and bath cabinetry. Their goal is to provide products that are crafted with the utmost quality and care, products that they are proud to build, and products that you will be proud to own. Just think how great your kitchen will look! We offer a large variety of cabinet options including more than 40 cabinet styles and colors to make your kitchen truly one of a kind.

## BATHROOM CABINETS

Wellborn's Select Series, Arlington Square Maple, 1/2 overlay cabinets included.

# CABINET HARDWARE

## INCLUDED CABINET HARDWARE



POLISHED CHROME



SATIN NICKEL



MATTE BLACK

# COUNTERTOPS

## KITCHEN COUNTERTOPS

Granite (Tier 1). Quartz options available

## BATHROOM VANITY TOPS

Primary bathroom: 3/4 Natural Stone with oval undermount sinks. Additional bathroom vanity tops include cultured marble with oval undermount sinks.

Optional materials are available

*The Catalina Kitchen*

*\*please note photo shows optional features*





# PLUMBING FIXTURES

## KITCHEN SINK

Single bowl undermount stainless steel sink with 3 horse power garbage disposal

## KITCHEN FAUCET

Moen Renzo chrome lever-handle with side spray



MOEN RENZO ONE-HANDLE LOW ARC PULLOUT FAUCET

## PEDESTAL SINK


White porcelain pedestal sink in Powder rooms

## MAIN BATH SHOWER

Tiled shower with 3/8" frameless glass door

## SECONDARY BATHS TUB/SHOWER COMBO UNITS

Fiberglass tub/shower combo 60" x 32" x 72"



6X6 TILE SURROUND

## TOILETS

White porcelain comfort height toilet in primary bathroom. White porcelain elongated toilets in all other bathrooms and powder rooms.

## WATER HEATER

With the Rinnai tankless hotwater heater, enjoy up to 40% energy savings while heating water only when you need it. In addition, tankless water heaters save space and can last up to twice as long as tank style units.

## OUTSIDE HOSE BIBS

Two frost free hose bibs in opposite corners in pre-determined locations



RINNAI TANKLESS HOT WATER HEATER



WHITE PORCELAIN PEDESTAL SINK

# BATHROOM PLUMBING FIXTURES

## BATHROOM SINK FAUCET

Primary Bath

Moen Eva Collection or Brantford  
Collection widespread two- handle in  
polished chrome



MOEN EVA  
COLLECTION

## SECONDARY BATHS AND POWDER ROOM FAUCET

Moen Eva Collection or Brantford  
Collection center set lever handle in  
polished chrome



MOEN EVA  
COLLECTION

## PRIMARY BATH SHOWER HEAD

Moen Eva Collection or Brantford  
Collection shower head and valve in  
polished chrome



MOEN EVA  
COLLECTION

## SECONDARY BATHS SHOWER HEAD

Moen Eva Collection or Brantford  
Collection lever handle with shower  
head and diverter spout trim and  
valve in polished chrome



# APPLIANCES

Included appliances are GE Stainless Steel and come with a 1-Year GE manufacture warranty and a 4-year Assurant warranty

## REFRIGERATOR

GE 25.3 Cu. Ft. Side-by-Side Refrigerator adjustable spill-resistant glass shelves, adjustable door bins, ice maker, and LED lighting

## COOKTOP

GE 30" Built-In Knob Control Electric Cooktop, ceramic glass cooktop, two 9<sup>7</sup>/<sub>16</sub>" power boil elements, keep warm setting, and melting setting

## OVEN

GE 30" Smart Built-In Self-Clean Single Wall Oven, easy clean controles, self-clean with optional steam clean, 10-pass hidden bake element, 8-pass broil element, control anywhere using the SmartHQ app

## MICROWAVE

GE 1.6 Cu. Ft. Over-the-Range Microwave Oven, two-speed venting system (vented to the outside), auto and time defrost, turntable on/off

## DISHWASHER

GE Dishwasher with front controls. Reliable performance that will give you totally clean and dry dishes with a variety of powerful clean wash cycles and Dry Boost

## WASHER & DRYER

Rough-in for washer/dryer hookup with water, exhaust and electrical outlet. Washer and dryer not included

\*GE Profile, GE Cafe, Monogram appliances are available options



GE® SIDE-BY-SIDE  
REFRIGERATOR



GE® ELECTRIC COOKTOP



GE® OVEN



GE® MICROWAVE



GE® DISHWASHER

# HEATING, VENTILATION, & AIR CONDITIONING (HVAC)

All homes are built to exceed Energy Star Standards.

## A/C UNIT

High Performance A/C unit

## FURNACE

95+ Efficiency two-stage gas furnace in primary zone with a mini split ductless system in optional finished bonus rooms

## THERMOSTATS

Programmable digital thermostats that has remote access controlled with any smartphone, tablet or computer

## AIR FILTERS

Included ultra efficient Merv 13 air filters will offer superior indoor air quality

## FRESH AIR VENTILATION SYSTEM

Aprilaire with powered damper and filter. This contributes to SANCTUAIR and why we are among the top 8 builders in the nation to be recognized for indoor air quality

## WHOLE HOUSE DEHUMIDIFIER\*

This dehumidifier monitors and maintains proper humidity levels in the home independent of temperature or HVAC thermostat settings. This is on a controlled digital thermostat



TWO-STAGE FURNACE



MERV 13 AIR FILTER



TRANE THERMOSTAT

# INSULATION

## EXTERIOR WALLS

R-23 dense pack blown-in premium, fiber-glass insulation offering superior performance, stability, and sound control

## SOUND INSULATION

Sound insulation is placed in the walls of the laundry room, owner's suite, and all bathrooms for added sound control



R-23 BLOWN-IN INSULATION



ENERGY STAR DRAFT STOPPING



*Scan the QR  
code to get  
started*

## DECOR DIRECT

Make your house feel like a home and with the help of Decor Direct - our full service interior design studio, providing the best in home furnishings and interior design services throughout coastal Delaware. Go to [decordirectinteriors.com](https://decordirectinteriors.com) for more information.





# GREEN OPTIONS

## SOLAR POWER PANELS

Solar power panels may only be installed on homes that meet the proper specifications of building location and direction. If you are interested in the installation of solar panels on your home please contact our Sales Team for more details.



*Scan the QR  
code to get  
started*

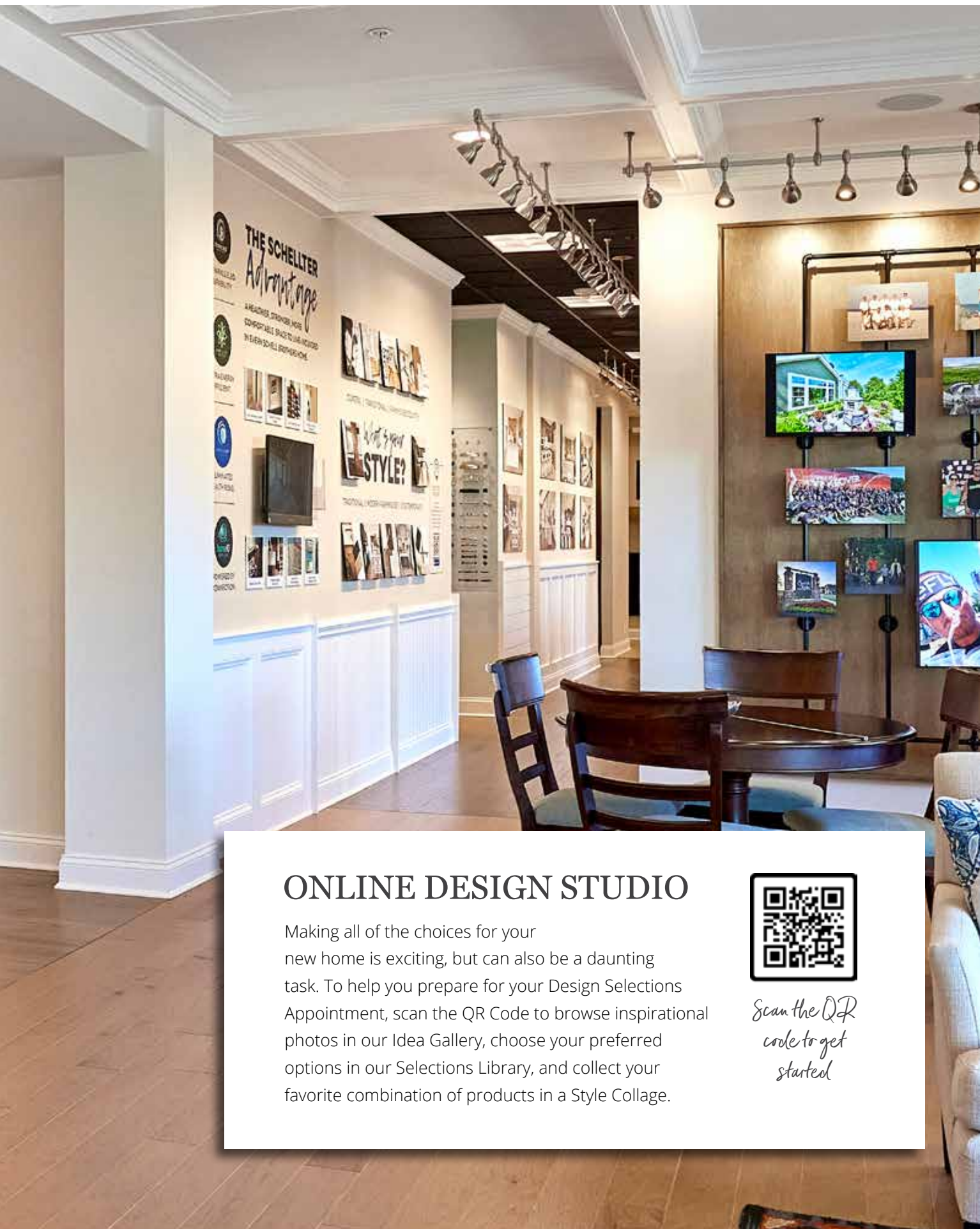
## CLEAN ENERGY USA

Clean Energy USA has installed over 1,700 solar panel systems since 2007, making it Delaware's premier provider. Solar energy's benefits include reducing or even eliminating your electric bill, protecting you from power companies' rising rates, and solar tax incentives to help you recoup much of your upfront investment quickly and reduce your tax bill (or increase your refund) at the end of the year. Visit **[ceusa.com](http://ceusa.com)** for more information.









## ONLINE DESIGN STUDIO

Making all of the choices for your new home is exciting, but can also be a daunting task. To help you prepare for your Design Selections Appointment, scan the QR Code to browse inspirational photos in our Idea Gallery, choose your preferred options in our Selections Library, and collect your favorite combination of products in a Style Collage.



*Scan the QR  
code to get  
started*



©2025 Schell Brothers LLC. All Rights Reserved. All information and is subject to change without notice. Updated 3.27.25

(302) 226-1994 | 20184 Phillips Street, Rehoboth Beach, DE 19971

